



**DELHI PUBLIC SCHOOL
ROURKELA**

Kindergarten Wing

NEWSLETTER

April – May 2026



“Service Before Self”



DELHI PUBLIC SCHOOL, ROURKELA

SESSION: 2026-2027

CLASS – Nursery

Summer Holiday Homework



OH!.CLAP AND SING ALL THROUGH THE DAY!

**BUILD WITH BLOCKS, DRAW THE SUN,
COLORING PICTURES IS SO MUCH FUN.**

**HOP LIKE A BUNNY, ONE-TWO-THREE,
DANCE AND LAUGH, HAPPY WE'LL BE.**

**STORY TIME AND RHYMES WE SAY,
LEARNING AND PLAYING ALL THE WAY!**

**TRACING LINES SO NEAT AND SLOW,
HELPS MY LITTLE FINGERS GROW.**

**JOINING DOTS TO MAKE A SHAPE,
FUN LIKE DRAWING WITH A CAPE!**

Dear Children,

Summer Vacation is synonymous with fun, frolic, getting up late in the morning, playing for longer hours with friends, going for picnics, exploring new places and watching fun filled shows on television. But dear children, there is a lot more you can do to make your vacation more interesting and meaningful along with doing all your heart desires.

Here is a “Summer Vacation Activity Treasure Box” just for you. So get ready for your treasure hunt.

Holiday Homework:

1. Colour the body parts of the cat and cut it out to paste in the scrapbook.

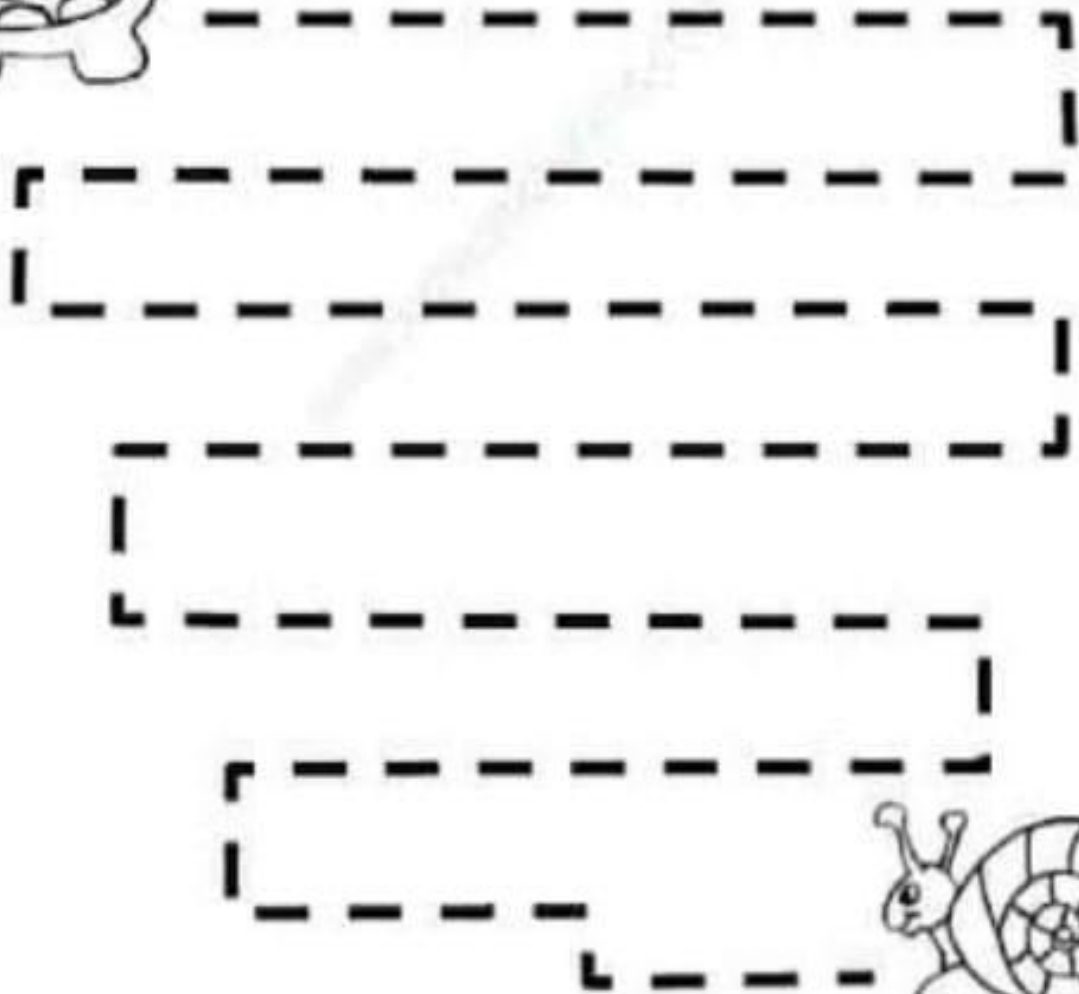

Orientation program of Nursery








ENJOY DOING THE ACTIVITY

Go over the standing and sleeping lines with crayons and help Sammy the turtle to reach his friend



Trace the Pattern


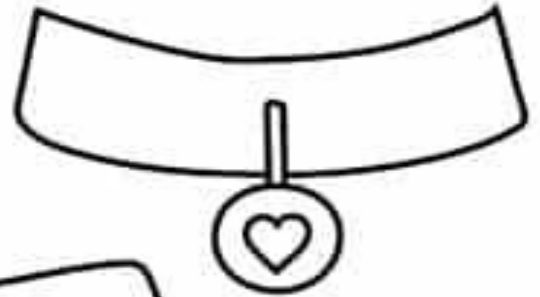


Holiday Homework:

1. Colour the body parts of the cat and cut it out to paste in the scrapbook.



Build a Cat





worksheetspack

Beginning Sounds

Matching

Name:

Date:

Draw a line between each picture and the letter it begins with.

A



B



C



D








E


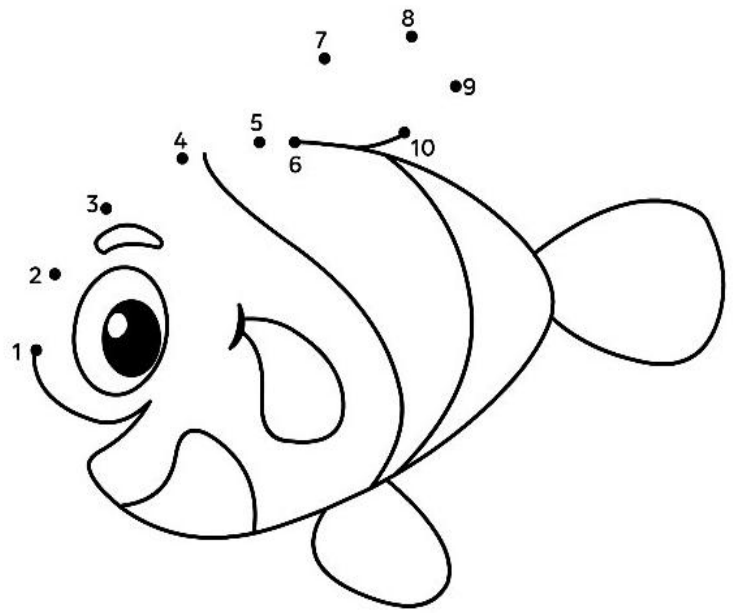



Name _____

Count and trace

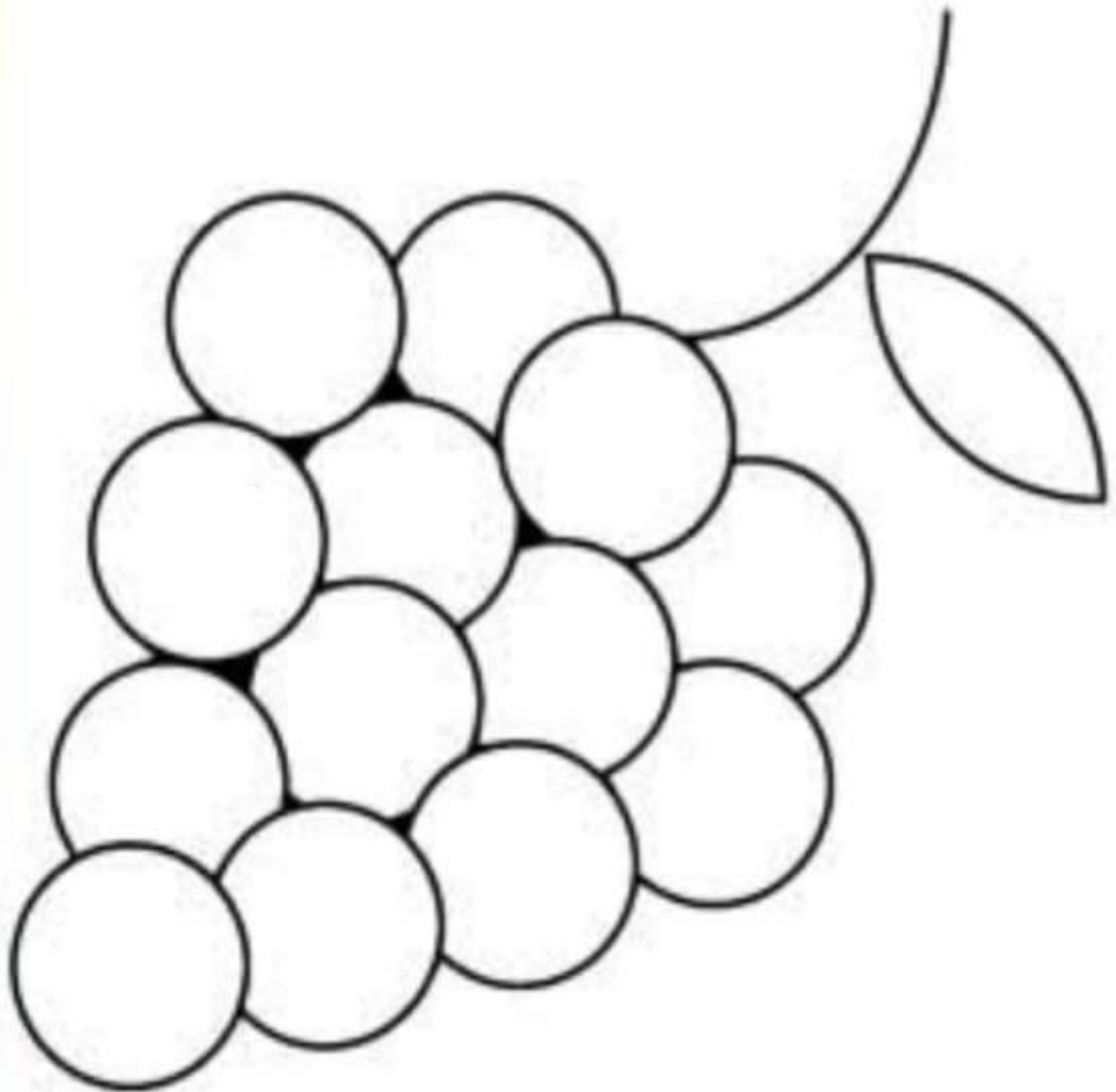
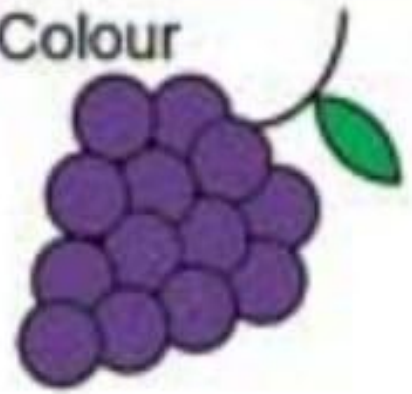




JOIN THE DOTS AND COLOUR




Fill with **PURPLE** and **GREEN** Colour

GRAPES





Colour the BUTTERFLY-



Numbers and Fingers

Can you find the matching number to each hand?



1



2



3




4



5






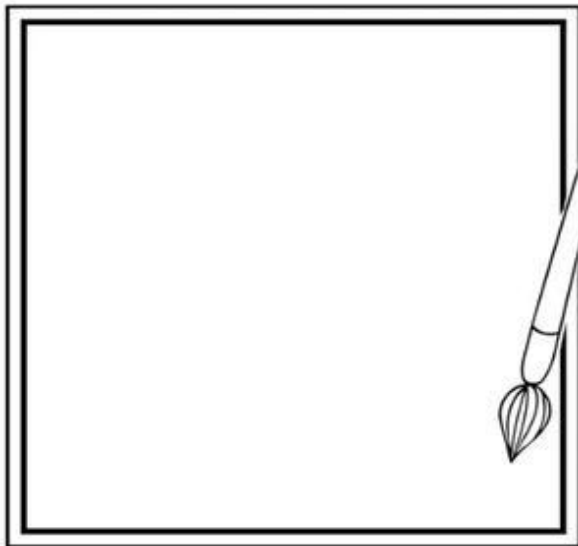
ALL ABOUT ME



My Name is:



This is a Picture of Me





I am _____ years old



old

My Birthday is:



My Favorite Color is:



I love to eat:




My Favorite Activities:




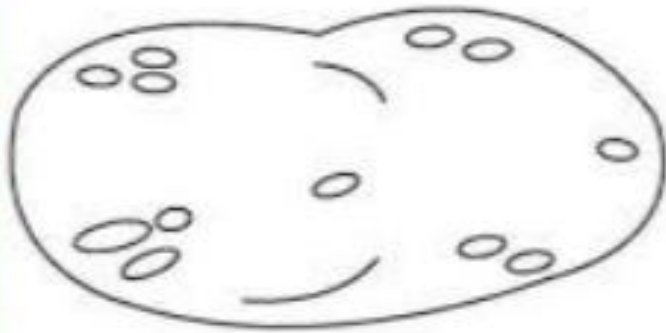
Domestic Animals

Draw a line to join domestic animals and its silhouette.





COLOUR THE VEGETABLES WE CAN EAT RAW





Draw lines to connect the words with the correct body parts.

Ear

Mouth

Hair

Nose

Eyes



EVS:

Scrapbook- During your summer holidays plan out and create a beautiful scrap book of “My Summer Memories”. It should contain the photographs of ticket of (Bus,Train,Aeroplane),Some family photographs taken in different places, Different nature views etc

Animal face mask- Make mask of some favourite animal .

COLOUR THE DRAWING : “TREES ARE OUR BEST FRIEND”



Fruits and vegetables

A. Cross (X) the odd one out.

1.



2.



3.



4.



5.



6.





Fun activity: -

- **Make flash cards for 5 fruits, 5 vegetables, 5 flowers and spiral bind it. You can decorate the flash card according to your creativity.**
- **Write numbers from 1 to 10 on an A4 size chart paper and stick multicolour bindi for example -1 ●, 2 ●●**
- **All the worksheet & project works to be sent in a stick file.**
- **Make an alphabet house on a chart paper. And write alphabets from A to Z. And refer to the picture.**



Inculcate following "Life Skills" in your child to help him or her become independent.

Buttoning his/her shirt

Packing his / her School Bags

Keeping his/her belongings back in their place

Laying the table for dinner

Arranging shoes in the shoe rack

Filling the water bottles

Eating on their own

Try to fold his/her clothes with little help

Water houseplants and feeding birds

Learning Time:

Learn five sentences on Myself.

Learn Mother's and Father's name.

Learn Mother's and Father's Mobile number.

Converse in English : To develop the conversation skills of children in English .Children can be encouraged to use simple words and sentences at home. For ex-

Mummy, please give me something to eat.

Please give me a glass of water.

Please cut my nails.

Please tell me a story.

Can I watch TV.

Can I go to the park?

I am feeling sleepy.

Please comb my hair.

Please give me a toffee.

Please buy me a toy.

Use of magic words- Sorry, Thank You, Please, Excuse me.

Wishing Parents & elders – Good morning, Good Afternoon, Good evening & Good night.

Have Fun ! Enjoy the holidays.