



**DELHI PUBLIC SCHOOL
ROURKELA**

Kindergarten Wing

NEWSLETTER

April – May 2026



“Service Before Self”



DELHI PUBLIC SCHOOL, ROURKELA

SESSION: 2026-2027

CLASS – LKG

Summer Holiday Homework



Oh!.Clap and sing all through the day!

*Build with blocks, draw the sun,
Coloring pictures is so much fun.*

*Hop like a bunny, one-two-three,
Dance and laugh, happy we'll be.*

*Story time and rhymes we say,
Learning and playing all the way!*

Tracing lines so neat and slow,

Helps my little fingers grow.

Joining dots to make a shape,

Fun like drawing with a cape!

Dear Children,

Summer Vacation is synonymous with fun, frolic, getting up late in the morning, playing for longer hours with friends, going for picnics, exploring new places and watching fun filled shows on television. But dear children, there is a lot more you can do to make your vacation more interesting and meaningful along with doing all your heart desires.

Here is a “Summer Vacation Activity Treasure Box” just for you. So get ready for your treasure hunt.

Holiday Homework:



All About Me



I am _____
years old

Self Portrait



My Birthday is: _____




My Favorite

Color: _____



Animal: _____

Food: _____




Book: _____



CUT & CREATE



Printable
Activity Pages



Vegetables

A. Vegetables make us fit and healthy.


Look at the pictures and write down their beginning letters and colour them.




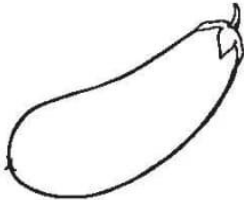


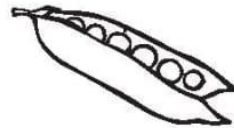















Skill: Picture identification and fine motor skills



Name:

Class:

 Instruction: Match the animals to the home they live in.






Name : _____


Class : _____

Instruction: Match the animals to their homes.



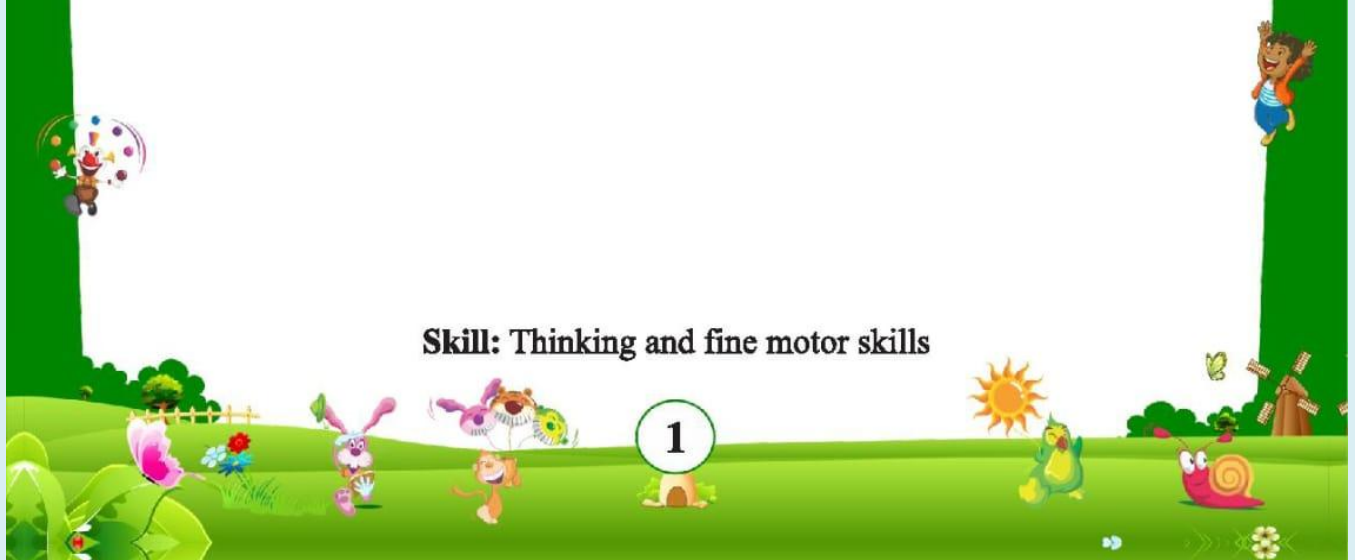
Flowers

A. Tick (✓) the flowers you like.



B. Draw your favourite flower and colour:

Skill: Thinking and fine motor skills



Fruits

**A. Fruits are healthy food. Each fruit has its own shape, size and taste. Look at the pictures and write their beginning letters.
Colour the RED fruits only.**



Skill: Picture identification and fine motor skills



Count and Write





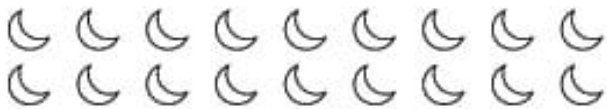













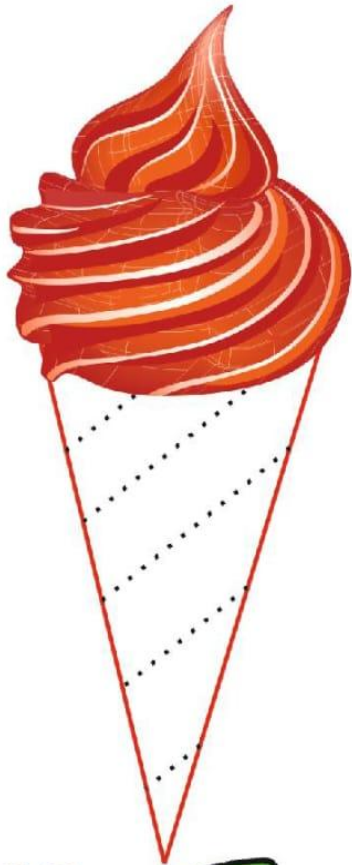


Discover a wide range of educational worksheets available at www.easykids.in
Copyright © 2023 - Easykids.in - All rights reserved

Fun with Patterns

3

A. Trace over the dotted lines.



Skill: To reinforce sense of direction

2

1

4



How Many?

name _____

I have



eyes

I have



mouth

I have



ears

I have



fingers

I have



legs

I have



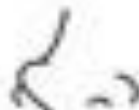
arms

I have



toes

I have




nose

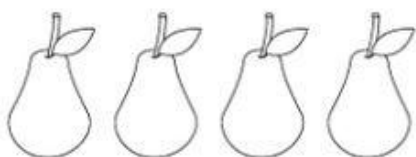
1 2 3 4 5 6 7 8 9 10


Math Numbers Worksheet for Kids


Name _____


Circle the correct number of images.

	2 3 5
---	-------------

	4 6 7
---	-------------

	2 4 5
---	-------------

	4 6 7
---	-------------

	6 8 9
---	-------------



Happy Trails
Study Easy

Name: _____

Count the number of objects and colour the correct number below.



3

5


4



1

0

2



4

5

2



4


3

2

LKG ENGLISH WORKSHEET

● Write The First Letters For Each Picture.





Fruits and vegetables

A. Cross (X) the odd one out.

1.



2.



3.



4.



5.



6.



Inculcate following "Life Skills "in your child to help him or her become independent.

Buttoning his/her shirt

Packing his / her School Bags

Keeping his/her belongings back in their place

Laying the table for dinner

Arranging shoes in the shoe rack

Filling the water bottles

Eating on their own

Try to fold his/her clothes with little help

Water houseplants and feeding birds

Learning Time:

Learn five sentences on Myself.

Learn Mother's and Father's name.

Learn Mother's and Father's Mobile number.

Converse in English : To develop the conversation skills of children in English .Children can be encouraged to use simple words and sentences at home. For ex-

Mummy, please give me something to eat.

Please give me a glass of water.

Please cut my nails.

Please tell me a story.

Can I watch TV.

Can I go to the park?

I am feeling sleepy.

Please comb my hair.

Please give me a toffee.

Please buy me a toy.

Use of magic words- Sorry, Thank You, Please, Excuse me.

Wishing Parents & elders – Good morning, Good Afternoon, Good evening & Good night.

Have Fun ! Enjoy the holidays.