


# HOLIDAY HOME WORK

2026-27



CLASS-VI

DELHI PUBLIC SCHOOL  
ROURKELA



## ◆ Dear Students and Parents, ◆

As we begin the summer break, we wish to remind you that while vacations offer a well-deserved rest, academic consistency is a habit that must be nurtured daily.



To keep your intellectual spark alive, we expect every student to dedicate a few hours each day to their studies. Please maintain a dedicated thin notebook for each subject to complete all lessons, creative write-ups, and projects exactly as prescribed by your subject teachers. These organized records of your diligence will be due for submission on **22nd June 2026**.

- ◆ Beyond the curriculum, let this summer be a season of holistic growth and empathy. Balance your academic work with physical wellness by practicing Yoga or morning exercises, and challenge yourself to master a new skill that excites you.

### ◆ Stay Active, Stay Healthy ◆



- ◆ Amidst the heat, stay hydrated with Aam Panna and fresh juices, and enjoy the simple joys of seasonal mangoes, watermelon, and homemade Kulfi with your family.



- ◆ True education also lies in our responsibility toward the world around us. We encourage you to care for the environment and show compassion to all living beings by donating water to birds and stray animals.



- ◆ Most importantly, cherish your family time; visit your near and dear ones and seek the wisdom of the elderly. Let this break be a period where you grow not just in knowledge, but in character.

### ◆ Stay safe, stay curious, and keep learning. ◆

With warm regards,  
DELHI PUBLIC SCHOOL ROURKELA





# DELHI PUBLIC SCHOOL

Steel Township, Rourkela

(Under the aegis of the Delhi Public School Society, New Delhi)

Summer Vacation Work-2026-27

Class – VI



## SUBJECT: ENGLISH

### GENERAL INSTRUCTIONS

- Write neatly in a **thin notebook**.
- Maintain proper margins and handwriting.
- Be creative and expressive.
- Complete all work independently.

### SECTION A: Poem – Daffodils (1–10)

1. Why was the poet feeling lonely at the beginning?
2. Where exactly were the daffodils growing?
3. How were the daffodils moving in the breeze?
4. Why does the poet compare the daffodils to stars in the Milky Way?
5. How were the waves different from the daffodils?
6. Write 4 lines describing a beautiful scene in nature.
7. Write a short paragraph on “A Day with Flowers.”
8. Draw and colour a scene from the poem “Daffodil”.
9. Write 5 lines describing your drawing.
10. Make a greeting card on the theme: “Nature brings happiness.”

### SECTION B: The Lost Child (11–20)

1. Draw the fair scene and describe it in 5–6 lines.
2. Make a poster on: “Parents are our greatest support.”
3. Write a short paragraph describing your favourite fair.
4. What is more important—things or family? Why?

### SECTION C: Grammar (21-45)

1. What a beautiful garden it is! (Identify type)
2. Please close the door. (Identify type)
3. Where are you going? (Identify type)
4. Please help me with this question. (Identify type)
5. The sun rises in the east. (Identify type)
6. Close the door. (Change to exclamatory)
7. Are you coming with me? (change to imperative)
8. How sweet the baby is! (Change to declarative)
9. She is very kind. (Change to exclamatory)

10. You are coming to school. (Change to question)
11. Rearrange: Barking/dog/the/loudly/is
12. Rearrange: children / playing / are / park / in / the
13. Rearrange: she / school / daily / goes / to
14. Rearrange: teacher/our/kind/is / very
15. Rearrange: cricket/ playing/ boys/are/the
16. Correct: She don't like mangoes.
17. Correct: He go to school every day.
18. Correct: She go to school daily.
19. Correct: The boys is playing cricket
20. Correct: The dog bark at night.

## ADDITIONAL TASKS

21. Vocabulary Builder (Mini Dictionary Project)

- Make your own **“My Personal Dictionary”** (Use the same thin notebook)
- Learn and write **5 new words daily**
- For each word, write:
  - Meaning
  - One sentence
- Decorate creatively

22. Read your English novel and write summary.

23. Write a short story with moral. (300 words)

24. **“My Magical Travel Experience”** ✨📖

Instructions:

Write a short creative story about your vacation experience. Imagine that your trip became magical in some unexpected way. You can use your real travel place and add a little imagination to make it interesting.

(Write this story neatly in your homework notebook.)

## SUBJECT: MATHEMATICS

Make a separate (thin) notebook and do.

• **Practice Every day 5 sums**

1. Write 4,56,789 in words.
2. Write "Seven lakh twenty-three thousand" in numbers.
3. Place value of 5 in 5,67,890.
4. Expanded form of 3,45,678.
5. Compare: 6,78,900 \_\_\_ 6,87,900.
6. Arrange in ascending order: 5,67,890; 4,56,789; 6,78,901.
7. Round 4,56,789 to the nearest thousand.
8. Write successor of 9,99,999.
9. Write predecessor of 3,00,000.
10. Form the greatest number using digits 3, 5, 7, 8, 1.
11. Form the smallest number using digits 9, 2, 4, 6.
12. Difference between 7,00,000 and 3,45,678.
13. Add:  $3,45,678 + 4,56,789$ .
14. Subtract:  $9,00,000 - 4,56,789$ .
15. Write in international system: 45,67,890.
16. One pencil cost ₹7. How much will 15 pencils cost?
17. Greatest 6-digit number.
18. Smallest 5-digit number.
19. Compare using > or <: 7,89,000 \_\_\_ 7,98,000.
20. Expanded form of 9,08,456.
21. Write the number name of 8,90,123.
22. Which is greater: 6 lakh or 60 thousand?
23. Add:  $2,34,567 + 3,21,456$ .
24. Subtract:  $5,00,000 - 2,34,567$ .
25. Write the number between 4,56,789 and 4,56,791.
26.  $345 + 567$
27.  $789 + 123$
28.  $6789 + 1111$
29.  $9000 - 4567$
30.  $5432 + 1234$
31.  $7654 - 2345$
32.  $9999 - 5678$
33.  $234 \times 12$
34.  $345 \times 15$
35.  $567 \times 13$
36.  $669 \times 13$
37.  $408 \div 8$
38.  $108 \div 9$
39.  $156 \div 3$
40.  $168 \div 4$
41.  $180 \div 5$
42.  $192 \div 6$
43. Write  $1/2$  in words.
44. Add:  $1/4 + 2/4$ .
45. Subtract:  $3/4 - 1/4$ .

46. Compare:  $\frac{1}{2}$  \_\_\_  $\frac{3}{4}$ .
47. Equivalent fraction of  $\frac{1}{2}$ .
48. Which is greater:  $\frac{3}{5}$  or  $\frac{4}{5}$ ?
49. Write fraction for half of 10.
50.  $1 \text{ m} =$  \_\_\_ cm

- Write and learn **multiplication tables** from 2 to 25.
- Work sheet -1 & 2 (in Ganita Prakash worksheet)
- Know Your Aptitude – Do Pg-19 to 23.

### **PROJECT**

- Make pictorial representation of Triangular Numbers and odd numbers. (using dots or bindis)
- Make your own protractor (refer pg-37 of Ganita Prakash Text Book) measure angles of 3 objects at home. (Table corner, book, and door). Write their measure.

### **PUZZLES**


- 1) If + means  $\times$ , - means  $\div$ ,  $\times$  means + and  $\div$  means -, then find  
 $35 \div 100 - 20 \times 2 + 5 =$
- 2) If  $2 * 3 = 6$  and  $3 * 4 = 12$ , then  $7 * 8 =$
- 3) How many crores make 1 billion?
- 4) Find the value of  $100 + 100 + 100 + \dots$  up to 50 terms.

**NOTE: Students are required to do 5 sums every day in a separate (thin) note book and clearly mentioning the date.**

## SUBJECT: SCIENCE

### 1. JUNGLE JAUNT

- ❖ Make a project on 'VANTARA' (Prani Mitr).
- ❖ Describe the concept of Vantara, their vision and its role in animal conservation.
- ❖ Paste few pictures of Vantara Zoo.



### 2. GREENARY GROOVE

- ❖ Prepare an herbarium by collecting different types of leaves, roots and seeds.
- ❖ Dry them between the pages of a book and paste them in your project file.
- ❖ Describe them using the following criteria: -
- ❖ Leaf venation (parallel or reticulate)
- ❖ Root system (Tap Root or fibrous root)
- ❖ Cotyledons (Monocotyledons or dicotyledons)

### 3. FILM FANATICS

- ❖ Watch ANY ONE of these animals' movies mentioned below and write what values you learnt from the movie.
- ❖ Describe the habitat, food habit and movement of ANY FOUR animals that you saw in the film.
  - The Magician's elephant
  - Madagascar
  - Latte and the magic waterstone
  - Ploey
  - Zootopia



- 4. “BEST OUT OF WASTE” In this world of technology, let's not to throw parts of gadgets & electric instruments, which are not in use in our home and make an efficient use of e-waste items for carrying out “BEST OUT OF WASTE” and make any decorative item/fun game/circuit /working model etc.



- 5. Answer question No 1, 2 and 5 from your book exercise of chapter 2

### 6. Practice Book

- Connecting the Dots
- Complete the mind map ( Pg no -10 )
- Speedometer ( Pg No - 14)
- Visual interpretation(Pg no 16 Q no IV )

## SUBJECT: SOCIAL SCIENCE

Complete all activities neatly and submit on time!



### Activity 1: Answer the Exercise Questions

- ✓ Revise the chapters completed in class.
- ✓ Complete Q1-7 of 'Locating Places on Earth' in your school notebook, and do Page 25 in the textbook.
- ✓ Complete your workbook for 'Locating Places on Earth' thoroughly.



### Activity 2: Map Work Practice

- ✓ On an outline political map of India, do the following:

**Note: Use a different political map of India for each map work, and paste them in the scrapbook.**

- Mark all states and their capitals.
- Show the Tropic of Cancer passing through 8 states of India.
- Shade Odisha and mark all its neighboring states.



### Activity 3: Scrapbook on Current Events

- ✓ Prepare a Scrapbook of 5 to 7 pages on current events from the past 2-3 months.

 <b>National News</b> <i>Events from India</i>	 <b>International News</b> <i>Events from the world</i>	 <b>Sports &amp; Environment</b> <i>Games, climate &amp; nature</i>
---	--	--

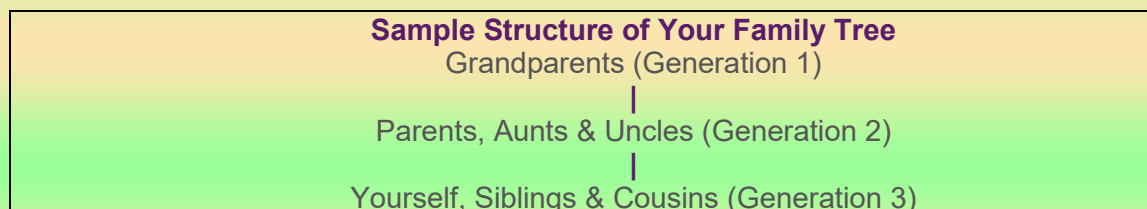
*Tip: Cut and paste newspaper clippings or printed pictures. Write 2-3 lines about each news item in your own words.*



### Activity 4: Project Work: My Family Tree

**Note: Complete the work in Civics & Economics Notebook (Both sides ruled).**

- ✓ Draw your family tree showing at least 3 generations (grandparents, parents, yourself).
- ✓ Write the name and relationship of each family member clearly.
- ✓ Add photographs or hand-drawn portraits if possible.



*Tip: You can use a A4 size Xerox paper. Decorate the borders with colourful designs!*

## ✦ SUBJECT: MORAL SCIENCE

1. Read chapter 2
2. Solve the exercise of chapter 1 and 2

## 📖 SUBJECT: 2nd LANGUAGE — HINDI

1. मल्हार -प्रतिदिन एक पाठ का एक अनुच्छेद (one paragraph) लिखिए।
2. उस अनुच्छेद में आए कठिन शब्दों के अर्थ लिखिए।
3. व्याकरण पुस्तक से पहला और दूसरा पत्र लिखिए।
4. व्याकरण पुस्तक से पहला और दूसरा अनुच्छेद लिखिए।
5. व्याकरण-पाठ 1 से 3 तक अभ्यास-कार्य कीजिए।

## 📖 SUBJECT: 2nd LANGUAGE — ODIA

- ୧-ବ୍ରହ୍ମଚାରୀ ମୁଁଙ୍କ ଜଣେ ଗରିବ ବାଳକ ଥିଲେ । ସେ ପାଠ ପଢ଼ିବା ପାଇଁ କିପରି ସୁଯୋଗ ପାଇଥିଲେ, ତାହା ବର୍ଣ୍ଣନା କର ।
- ୨- ନିମ୍ନଲିଖିତ ଶବ୍ଦଗୁଡ଼ିକର ଲିଙ୍ଗ ପରିବର୍ତ୍ତନ କରି ଲେଖ ।  
ପିତମହୀ, ଜନନୀ, ଛାତ୍ର, ମହାରାଜା, ପିତା, ଭିକାରି
- ୩- ତୁମ ପସନ୍ଦ ର ଯେକୌଣସି ଗୋଟିଏ ଦେଶାତ୍ମବୋଧକ କବିତା ଆବୃତ୍ତି କରିବ ।
- ୪- ରଚନା ଲେଖା (ରଜପର୍ବ, ପରିବେଶ ସୁରକ୍ଷା )

## 📖 SUBJECT: 3rd LANGUAGE — SANSKRIT

Write 10 names each of the following in Sanskrit:

- क) पशूनां नामानि (Name of Animals)
- ख) पक्षीणां नामानि (Name of Birds)
- ग) पुष्पाणां नामानि (Name of Flowers)
- घ) फलानां नामानि (Name of Fruits)

The work should be done neatly in your Sanskrit Notebook.

## 📖 SUBJECT: 3rd LANGUAGE — ODIA

- 'ଆ' କାର ଲଗାଇ ୩ ଅକ୍ଷର ବିଶିଷ୍ଟ ୫ ଟି ଶବ୍ଦ ଲେଖ ।
- 'ଇ' କାର ଲଗାଇ ୫ ଟି ଶବ୍ଦ ଲେଖ ।
- ପାଠ ୨ ରେ ଥିବା ବାକ୍ୟ ଓ କବିତା(ଗୀତ) ଟିକୁ ଲେଖ ।

## SUBJECT: 3rd LANGUAGE — HINDI

निर्देश: कवर पेज को रंगों, चित्रों और बॉर्डर से सुंदर सजाएं।

१. कहानी लेखन:

**मुख्य बिंदु:** एक गरीब किसान, मेहनती ईमानदार, मिट्टी का घड़ा, सोने के सिक्के, गांव का मुखिया, बुढ़ा आदमी

कहानी से सीख

२. चित्र वर्णन

नीचे दिए गए चित्र का वर्णन करें।

परिवार संग मेले की सैर

**संकेत शब्द:** मैदान, रंग बिरंगी दुकानें, झूले, रोशनी, सजावट, गुब्बारे, खिलौने, चाट, मिठाईयां, जादू का खेल, खुशी, उत्साह।



**निर्देश (Instructions)**

- दोनों कार्य साफ-सुथरे पेपर में करें
- सुंदर लेखन और सही वर्तनी
- दोनों कार्य एक ही फाइल में रखें

## SUBJECT: ARTIFICIAL INTELLIGENCE

### A. Answer the following questions.

1. Why are computer languages important?
2. Give an example of a low-level language.
3. What is a high-level language?
4. What is machine language?
5. Name 2 programming language.
6. What is a computer language?
7. What is an Interpreter?
8. What is the main advantage of an interpreter?
9. Is a compiler fast or slow?
10. What is the main advantage of compiler?

### B. Make a project

1. Make a presentation on Computer Languages. You need to make a minimum of 10 slides. Give your introduction on the first slide with your name, class, section and roll no. After completing it, send it to me on WhatsApp.

### C. Define the terms

1. Automation
2. Chatbot
3. Artificial Intelligence
4. Algorithm
5. Robot

**Note-** Question numbers A and C these two answers must be written in your AI notebook.

## SUBJECT: ART

### 1. Poster making on 'Environment, Our first Priority'

Instructions- You need to focus on the causes and effects of Environmental degradation. How the world is suffering and how to reduce its effect. \* Slogans can be used.

Colours – Any medium you can use.

### 2. Best out of Waste-

Photo frame Making - Old newspaper, rectangle size cardboard, acrylic colour, and decorative items.

Instruction – Cut the newspaper into small pieces, then tightly role it to make some newspaper sticks, paste the sticks on cardboard by keeping some space to paste the photo. Then colour the paper sticks and paste some decorative items onto it.



## SUBJECT: GENERAL KNOWLEDGE

### TOPIC: KNOW YOUR STATE ODISHA

#### A. CHOOSE THE CORRECT OPTION:

1. Which Odia poet wrote 'Vande Utkala Janani'?

- a) Fakir Mohan Senapati b) Madhusudan Rao c) Laxmikant Mohapatra d) Gangadhar Meher

2. The 'Chhau Dance' of Odisha is mainly associated with which region?

- a) Coastal Odisha b) Western Odish c) Mayurbhanj region d) Southern Odisha

3. The 'Debrigarh Wildlife Sanctuary' is located near which reservoir?

- a) Chilika Lake b) Hirakud Reservoir c) Indravati Reservoir d) Rengali Reservoir

4. Who was the first Chief Minister of Odisha?

- a) Harekrushna Mahatab b) Nabakrushna Choudhuri c) Biswanath Das d) Biju Patnaik

5. Which freedom fighter from Odisha is known as the 'Lion of Odisha'?

- a) Baji Rout b) Gopabandhu Das c) Harekrushna Mahatab d) Madhusudan Das

#### B. FILL IN THE BLANKS:

1. The Paikas were traditional \_\_\_\_\_ who served as soldiers under the kings of Odisha.

2. Buxi Jagabandhu led the Paika Rebellion against the British in the region of \_\_\_\_\_.

3. \_\_\_\_\_ is known as the "Silver City" of Odisha.

4. The harvest festival of western Odisha is called \_\_\_\_\_.

#### C. CASE STUDY: Role of Women Freedom Fighters

Women in Odisha also played an important role in the freedom struggle. Ramadevi Choudhury and Malati Choudhury worked closely with Mahatma Gandhi. They promoted khadi, education, and social reform. They inspired many women to join the movement.

Answer the question

1. Write one contribution of women freedom fighters in Odisha.

Dear Children, 😊

Kindly follow the instructions given below for your Summer Vacation Homework.

📖 English – Use a separate thin notebook.

📐 Mathematics – Use a separate thin notebook.

📖 2nd Language (Hindi)– Use a separate thin long notebook.

📖 2nd Language (Odia) – Use a separate thin notebook.

🌐 Social Science

1. Geography: Q1–7 of 'Locating Places on Earth' – to be done in Geography notebook. Also, complete Page 25 in the textbook.

2. Activities 2 & 3 – To be done in your scrapbook.

3. Activity 4 – Do on A4 size paper and paste it in your Civics & Economics Notebook (both sides ruled).

📖 Science – Complete the work in a scrapbook or project file.

📖 3rd Language (Odia) – Use a separate thin notebook.

📖 3rd Language (Hindi) – Do the work on A4 size ruled sheets and submit in a stick file.

📖 3rd Language (Sanskrit) – Complete the work neatly in your Sanskrit notebook.

👤 Moral Science – Write all answers directly in the textbook.

💡 General Knowledge – Write questions and answers on A4 size paper, or take a printout of the worksheet and complete it.

🤖 Artificial Intelligence

1. Q. A and C – Write answers in your AI notebook.

2. Q. B – Complete the presentation and send it to your AI teacher on WhatsApp.

🎨 \_Art\_

1. Poster Making

2. Photo Frame Making

---

**Note:** Submit all work by 22nd June. Write neatly and decorate your notebooks/files.

Happy Holidays! 🎉