



**DELHI PUBLIC SCHOOL
ROURKELA**

Kindergarten Wing

NEWSLETTER

April – May 2026



“Service Before Self”

APRIL & MAY NEWS BULLETIN

Session 2026–27

Kindergarten Wing
Delhi Public School, Rourkela



A Gentle Hello from April...

“Welcome, little stars... your journey has begun!” ★

The new academic session 2026–27 has begun on a joyful and positive note for our young learners. The Kindergarten wing has come alive with cheerful smiles, curious minds, and enthusiastic participation.

As we move through the month of April, this bulletin offers a glimpse into the initial learning experiences and classroom engagements. Children have actively taken part in special assemblies, helping them understand important days, values, and traditions in a fun and meaningful.

- Warm interactions.
- Happy classroom moments.
- Smooth adjustment to the new environment.

Our little learners are gradually building confidence, forming friendships, and exploring new concepts through activity-based learning.

Looking ahead, many exciting activities and learning opportunities are planned. The syllabus and upcoming plans are being shared to ensure a strong connection between school and home, making learning a collaborative journey.

★ This April Newsletter (Mid-Month Edition) celebrates these beautiful beginnings and the promising path ahead. ★

★ *A lovely beginning... with many more happy moments to come!* ★



Glimpse of Session Beginning



SYLLABUS COVERAGE – (APRIL-MAY)

MONTH	ENGLISH	EVS	MATH	AI	2 ND LANG HINDI	2 ND LANG ODIA
APRIL	THE ENGLISH TREASURE <ul style="list-style-type: none"> CHAPTER 1,2 GRAMMAR WAY <ul style="list-style-type: none"> CHAPTER- 1,2,3,4 	CHAPTER 1	CH-1 CH-2	CH -1	<ul style="list-style-type: none"> VANDANA DESH HUMARA 	<ul style="list-style-type: none"> କେହି ଦୁହେଁ ତା' ସରି ପିଣ୍ଡୁଡ଼ି ବ୍ୟାକରଣ - ଭାଷା
MAY	THE ENGLISH TREASURE <ul style="list-style-type: none"> CHAPTER 2 (Cont...) GRAMMAR WAY <ul style="list-style-type: none"> CHAPTER- 5,6 	CHAPTER 2	CH-2 (Cont..)	CH 1 (Cont.)	<ul style="list-style-type: none"> BHASA 	<ul style="list-style-type: none"> ଲୁଚକାଳି ଖେଳ ବ୍ୟାକରଣ - ବର୍ଣ୍ଣମାଳା

SUBJECT WISE HOLIDAY HOMEWORK

SUMMER HOLIDAY HOMEWORK - ENGLISH (GRADE 3)



Activity 1: My Mini Dictionary (A-Z)

Prepare an **A6** size dictionary booklet.

- Size of **A6** Paper: **10.5 cm × 14.8 cm** (4.1 inches × 5.8 inches)

Instructions:

- Write 2 words for each alphabet (A to Z)
- Total 52 Words
- Write meaning of each word
- One page for each letter.
- Design a colourful cover page.



Activity 2: Creative Writing + Drawing

Choose Any One:

- **Option 1: Poem** (12–15 lines)
- **Option 2: Short Story** (About 250 words)
- Use **A4** size chart paper
- Add picture descriptions or images related to the poem or story.
- Write **Name, Class & Section** at the bottom.



Activity 3: Cursive Writing Practice

- Complete cursive writing book till page no. 35.

Evaluation:

- **5 Marks** will be added in the Mid-Term Exam.

Reminder:

- Be Creative, Neat and Original!
- **Happy Holidays & Happy Learning!**





MY SCRAPBOOK PROJECT



Holiday Homework | Grade 3
Theme: Family & Friends

WHAT TO DO?

- ✓ Make a beautiful scrapbook (5-6 pages)
- ✓ Paste pictures / draw and decorate
- ✓ Write 2-3 simple lines on each page



PAGE 1: ABOUT ME



♥ Paste your childhood picture

- My name is _____
- A special memory from my childhood
- Something I love about myself



PAGE 2: MY PARENTS



📷 Paste picture with your parents

- 👉 I love my parents because _____
- ♥ My favourite memory with them
- ♥ How they care for me

PAGE 2: MY PARENTS



📷 Paste picture with your parents

- 👉 I love my parents because _____
- 👉 My favourite memory with them
- ♥ How they care for me



PAGE 3: MY GRANDPARENTS



📷 Paste picture

- ✓ I enjoy spending time with my grandparents
- ✓ What I learn from them
- ✓ A happy moment together



PAGE 4: MY COUSINS



📷 Paste or draw

- ♥ I like playing with my cousins
- ♥ Games or activities we do together

FINAL TOUCH



- ✓ Use colours and stickers
- ✓ Make neat borders
- ✓ Write clearly
- ✓ Be creative!



“My family and friends make me happy and strong.”

Love, Care & Togetherness Matter!

ODIA-3 HOLIDAY HOMEWORK

୧) **A4 size** ଚାର୍ଟ ପେପରରେ ଗୋଟିଏ ପ୍ରାକୃତିକ ଦୃଶ୍ୟର ଚିତ୍ର ଅଙ୍କନ କରି ସେଥିରେ ରଙ୍ଗ ଦିଅ □

୨) ଆଦର୍ଶ ହସ୍ତଲିପି ବହିର ପୃଷ୍ଠା ୧ ଠାରୁ ୨୦ ଲେଖା □

୩) ୧ ଠାରୁ ୫୦ ସଂଖ୍ୟାକୁ ଅକ୍ଷର ରେ ଲେଖା ।

୪) ତଳେ ଦିଆ ଯାଇଥିବା ଚିତ୍ର ଦେଖି ଗପଟିଏ ଲେଖା ।





MATH

HOLIDAY HOMEWORK



GRADE 3

1 Learn tables 2 to 15 by heart and Write for 10 times

2	3	4	5	6	7	8
2×1 = 2	3×1 = 3	4×1 = 4	5×1 = 5	6×1 = 6	7×1 = 7	8×1 = 8
2×2 = 4	3×2 = 6	4×2 = 8	5×2 = 10	6×2 = 12	7×2 = 14	8×2 = 16
2×3 = 6	3×3 = 9	4×3 = 12	5×3 = 15	6×3 = 18	7×3 = 21	8×3 = 24
2×4 = 8	3×4 = 12	4×4 = 16	5×4 = 20	6×4 = 24	7×4 = 28	8×4 = 32
2×5 = 10	3×5 = 15	4×5 = 20	5×5 = 25	6×5 = 30	7×5 = 35	8×5 = 40
2×6 = 12	3×6 = 18	4×6 = 24	5×6 = 30	6×6 = 36	7×6 = 42	8×6 = 48
2×7 = 14	3×7 = 21	4×7 = 28	5×7 = 35	6×7 = 42	7×7 = 49	8×7 = 56
2×8 = 16	3×8 = 24	4×8 = 32	5×8 = 40	6×8 = 48	7×8 = 56	8×8 = 64
2×9 = 18	3×9 = 27	4×9 = 36	5×9 = 45	6×9 = 54	7×9 = 63	8×9 = 72
2×10 = 20	3×10 = 30	4×10 = 40	5×10 = 50	6×10 = 60	7×10 = 70	8×10 = 80

9	10	11	12	13	14	15
9×1 = 9	10×1 = 10	11×1 = 11	12×1 = 12	13×1 = 13	14×1 = 14	15×1 = 15
9×2 = 18	10×2 = 20	11×2 = 22	12×2 = 24	13×2 = 26	14×2 = 28	15×2 = 30
9×3 = 27	10×3 = 30	11×3 = 33	12×3 = 36	13×3 = 39	14×3 = 42	15×3 = 45
9×4 = 36	10×4 = 40	11×4 = 44	12×4 = 48	13×4 = 52	14×4 = 56	15×4 = 60
9×5 = 45	10×5 = 50	11×5 = 55	12×5 = 60	13×5 = 65	14×5 = 70	15×5 = 75
9×6 = 54	10×6 = 60	11×6 = 66	12×6 = 72	13×6 = 78	14×6 = 84	15×6 = 90
9×7 = 63	10×7 = 70	11×7 = 77	12×7 = 84	13×7 = 91	14×7 = 98	15×7 = 105
9×8 = 72	10×8 = 80	11×8 = 88	12×8 = 96	13×8 = 104	14×8 = 112	15×8 = 120
9×9 = 81	10×9 = 90	11×9 = 99	12×9 = 108	13×9 = 117	14×9 = 126	15×9 = 135
9×10 = 90	10×10 = 100	11×10 = 110	12×10 = 120	13×10 = 130	14×10 = 140	15×10 = 150

2 Collect different wrappers make any shape and paste in A4 size chart paper.



3 Make any 5 solid shapes using clay.



Cube Cuboid Cylinder Cone Sphere



Practice Makes Perfect!

HOLIDAY HOMEWORK SHEET

Grade-III


Subject: Computer / AI


Topic: IPO (Input → Process → Output)


Activity 1: My Daily Life IPO Scrapbook

- Make a small scrapbook (4-5 pages) showing IPO in your daily life!

→ Each page should include:

 A drawing or picture

 A simple IPO explanation

 Example Ideas:

 Making Maggi  Brushing Teeth  Watching TV  Planting a Seed




Activity 2: Fun with Lemonade

- Make a glass of lemonade and show IPO in action!

→ **Input:** Water, sugar, lemon, salt

◆ **Process:** Mixing, stirring



 **Output:** Tasty lemonade 😊



Activity 3: Role Play (With Family)

- Act out IPO with your family!

🚫 **Example:**


 **Input:** Raw vegetables  **Process:** Cooking

 **Output:** Delicious food



Activity 4: IPO in Computer

- Draw a computer system and label:

 **Input:** Keyboard / Mouse

 **Process:** CPU

 **Output:** Monitor

Last date of submission: 30/06/2026

★ Presentation Tips ★

- ★ Use sketch pens or crayons
- ★ Add borders and stickers
- ★ Keep work neat and clean
- ★ Write in clear handwriting

★ Have fun learning and creating! ★

♥ Show your creativity and enjoy your holiday homework! ♥





HINDI HOLIDAY HOMEWORK- GRADE 3

प्रश्न 10 उत्तरित करने के लिए प्रत्येक प्रश्न के लिए

प्रत्येक प्रश्न के लिए 10 अंकों का अंक है।

प्रश्न 10 उत्तरित करने के लिए प्रत्येक प्रश्न के लिए

प्रश्न 10 उत्तरित करने के लिए प्रत्येक प्रश्न के लिए

प्रश्न 10 उत्तरित करने के लिए प्रत्येक प्रश्न के लिए

प्रश्न 10 उत्तरित करने के लिए प्रत्येक प्रश्न के लिए

प्रश्न 10 उत्तरित करने के लिए प्रत्येक प्रश्न के लिए

प्रश्न 20 उत्तरित करने के लिए प्रत्येक प्रश्न के लिए



प्रश्न A4 उत्तरित करने के लिए प्रत्येक प्रश्न के लिए

प्रश्न उत्तरित करने के लिए प्रत्येक प्रश्न के लिए

प्रश्न उत्तरित करने के लिए प्रत्येक प्रश्न के लिए

प्रश्न उत्तरित करने के लिए प्रत्येक प्रश्न के लिए

प्रश्न उत्तरित करने के लिए प्रत्येक प्रश्न के लिए

