



# DELHI PUBLIC SCHOOL ROURKELA

Kindergarten Wing

## NEWSLETTER

April – May 2026



*“Service Before Self”*

# APRIL & MAY NEWS BULLETIN

Session 2026–27

Kindergarten Wing  
Delhi Public School, Rourkela



## A Gentle Hello from April...

*“Welcome, little stars... your journey has begun!”* ★

The new academic session 2026–27 has begun on a joyful and positive note for our young learners. The Kindergarten wing has come alive with cheerful smiles, curious minds, and enthusiastic participation.

As we move through the month of April, this bulletin offers a glimpse into the initial learning experiences and classroom engagements. Children have actively taken part in special assemblies, helping them understand important days, values, and traditions in a fun and meaningful.

- ✔ Warm interactions.
- ✔ Happy classroom moments.
- ✔ Smooth adjustment to the new environment.

Our little learners are gradually building confidence, forming friendships, and exploring new concepts through activity-based learning.

Looking ahead, many exciting activities and learning opportunities are planned. The syllabus and upcoming plans are being shared to ensure a strong connection between school and home, making learning a collaborative journey.

★ This April Newsletter (Mid-Month Edition) celebrates these beautiful beginnings and the promising path ahead. ★

★ *A lovely beginning... with many more happy moments to come!* ★



# Glimpse of Session Beginning



# CLASS-1

## Syllabus coverage (April-May)

| SUBJECT            | APRIL   | MAY   |
|--------------------|---|---|
| <b>MATHEMATICS</b> | <b>New Composite Mathematics</b><br>Chapter-1: Review of Basic Concept.   | <b>New Composite Mathematics</b><br>Chapter 2: Word of position.  |
| <b>E.V.S</b>       | <b>Earth-wise</b><br>Chapter-1: This is me.   | <b>Earth-wise</b><br>Chapter-2: This is my body   |
| <b>ENGLISH</b>     | <b>The English Treasure</b><br>Chapter-1: Imagine<br>Chapter-2: Johnny and it's Goats<br><b>Grammar Way</b><br>Chapter-1: English alphabet<br>Chapter-2: Naming words | <b>The English Treasure</b><br>Chapter-3: The Unlucky days<br>Chapter-4: Daddy fell into the pond<br><b>Grammar Way</b><br>Chapter-3: Common and proper naming words<br>Chapter-4: One and many |
| <b>A.I</b>         | <b>Code to A.I</b><br>Ch-1: Computer: A machine   | <b>Code to A.I</b><br>Ch-2: Usage of a Computer   |
| <b>HINDI</b>       | <b>मधुश्री (हिन्दी पाठमाला)</b><br>Chapter-1: स्वर<br><b>रचनात्मक व्याकरण</b><br>Chapter-1: आओ बातें करे  | <b>मधुश्री (हिन्दी पाठमाला)</b><br>Chapter-2: व्यंजन<br><b>रचनात्मक व्याकरण</b><br>Chapter-2: आवाजें और बोलियाँ   |
| <b>ODIA</b>        | ପଞ୍ଚୁ ବିଷୟରେ ଆଲୋଚନା ।<br>ପକ୍ଷୀ ବିଷୟରେ ଆଲୋଚନା ।<br>ସ୍ଵରବର୍ଣ୍ଣ - 'ଅ' ରୁ 'ଐ' (ପଠନ ଓ ଲିଖନ)  | ଯାନବାହାନ ବିଷୟରେ ଆଲୋଚନା ।<br>ଆସନାତ ଗାଇବା<br>ବ୍ୟଞ୍ଜନବର୍ଣ୍ଣ - 'କ' ରୁ 'ଲ' (ପଠନ ଓ ଲିଖନ)<br>ପାଠ ୧ - ଅକ୍ଷର ଶିକ୍ଷା ।  |

# SUBJECT-WISE HOLIDAY HOMEWORK



1. Topic: My 5 sense organs (creative learning)

: Take A4 size chart paper.

: Draw number 5 bigger size on it.

: Paste five sense organs and write its function

Inside the picture.

: Make it creatively.



2. Topic: Family tree (social and creative development)

: Take A4 size chart paper and paste colorful cello tape around it.

: Draw a picture of a tree and draw OR paste photos of your family members.

: Decorate it with your innovative idea.

: Learn few lines how you enjoy with your family during vacation.

Reference Image:



# ENG SUMMER HOLIDAY HOMEWORK CLASS 1

1. **Cursive Writing:** Complete the Cursive Writing Textbook neatly up to Page No. 40.

2. **Noun Chart (A4 Size):** Prepare a Noun Chart on an A4 size chart paper using any one of the reference images given. Include the following categories:

- Person
- Place
- Animal
- Thing

Add suitable examples under each category.  
Make the chart creative, colourful and well-labelled.

### Instructions:

- ✓ Maintain neat and legible handwriting.
- ✓ Use appropriate colours and ensure tidy presentation.
- ✓ Follow the reference images carefully.



PERSON



PLACE



ANIMAL



THING

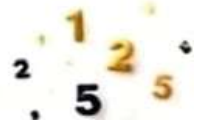


# HOLIDAY HOMEWORK FOR MATHEMATICS




## 1. TOPIC: Multiplication Tables

- Write multiplication tables from 1 to 5.
- Practice each table three times in the classwork notebook.
- Learn and revise them.



## 2. TOPIC: 'The Shape City'

- Take an A-3 size Chart paper.
- Cut out various sizes of squares, triangles, rectangles, and circles using using colourful paper.
- Layer them to make a picture of a city.
- Ensure a tidy and beautiful representation.



(Reference picture is given)

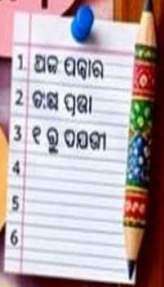
# Holiday Homework for Odia

ଗୋଟିଏ ଫାଇଲରେ ସମସ୍ତ ଗୃହ କାର୍ଯ୍ୟ ଗୁଡ଼ିକ ପ୍ରସ୍ତୁତ କରିବ ।

୧. ଅ ରୁ ଲ ପର୍ଯ୍ୟନ୍ତ ଅକ୍ଷର ଗୁଡ଼ିକ କଲର ଯେନ୍ ସିଲ ସାହାଯ୍ୟ  
ରେ A4 size ଚାର୍ଟ ପେପର ରେ ଲେଖ ।



୨. ପିଲାଙ୍କ ଆଦର୍ଶ ହସ୍ତଲିପି ପୃଷ୍ଠା - ୧ ରୁ ୨୦ ପର୍ଯ୍ୟନ୍ତ ଲେଖ ।



୩. ଯାନବାହାନ, ସରୀସୃପ, ପଶୁ ଓ ପକ୍ଷୀ ପ୍ରତ୍ୟେକ ରୁ ୫ ଟି  
ଲେଖାଏଁ ଛବି A4 size ଚାର୍ଟ ପେପର ରେ ଲଗାଅ ।

|         |        |        |
|---------|--------|--------|
|         |        |        |
| ଘଣ୍ଟା   | କେର    | ପହାଡ଼  |
|         |        |        |
| ଗାଘୁଡ଼ା | ପାଣ୍ଠା | ପକ୍ଷୀ  |
|         |        |        |
| ଘାଘୁନ   | ଫର     | ଫୁରାଡ଼ |



# AI Holiday Homework

## – Class 1 –



1

Draw or paste 5 natural and 5 human made things on an A4 size chart paper.



2

Draw a Computer on an A4 size chart paper and label all the parts on it.



3

Name the following in AI notebook:

→ 5 machines that runs on electricity

→ 5 machines that runs on batteries

→ 5 machines that need human power to run

→ 5 machine that runs on fuel



# SUMMER HOLIDAY HOMEWORK

2026-27

CLASS-1

2<sup>nd</sup> Language HINDI



- हिंदी वर्णमाला को एक वृक्ष की आकर से सजाकर लिखिए ।
- पाठ्य पुस्तक में दिए गए कोई एइ एक कविता याद कीजिए ।
- लेखन कौशल - page 1 से 30 लिखिए ।



Note: kindly attach and submit in a paper with colorful decoration.



pg. 1

Note: kindly attach and submit in a Separate chart paper with colourful decoration.